

BRIHASPATHI TECHNOLOGIES PRIVATE LIMITED

CIN - U72300TG2007PTC052338

Balance sheet as at March 31, 2023

(All amounts in Indian Rupees in thousands, except as otherwise stated)

Particulars	Notes	March 2023	March 2022
I. EQUITY AND LIABILITIES			
Shareholders' funds			
Share capital	2	10,000	10,000
Reserves and surplus	3	49,005	21,640
Share application money pending allotment			
Long term Liabilities			
Long term Provisions	4	-	-
Other long term liabilities	5	3,62,525	1,82,886
Current liabilities			
Short-term borrowings	6	-	-
Trade Payables	7		
Total outstanding dues to micro and small enterprises		1,28,672	52,897
Total outstanding dues to creditors other than micro and small enterprises			
Other current liabilities	8	14,636	23,662
Short term Provisions	9	16,088	5,385
Total Equity and Liabilities		5,80,926	2,96,470
II. ASSETS			
Non-current assets			
Property, Plant & Equipment and Intangible assets			
(i) Tangible assets	10A	54,067	39,851
(ii) Intangible assets	10B	-	-
Capital work-in-progress			
Deferred tax assets (net)		1,518	1,464
Other Non Current assets	11	-	-
Current assets			
Inventories		2,31,868	1,18,533
Trade receivables	12	1,94,910	97,962
Cash and cash equivalents	13	22,438	840
Loans & Advances		24,869	23,453
Other Current Assets	14	51,258	14,367
Total Assets		5,80,926	2,96,470

Significant accounting policies and notes to accounts

1 to 29

The accompanying notes are an integral part of the financial statements.

As per our report of even date.

For P Ramesh & Co.

Chartered accountants

Firm Registration No. 0223015

Ramesh Pedapudi

Proprietor

Membership No. : 254467

ICAI UDIN No. : 23254467BGXTBC6618

Place: Hyderabad

Date: 02-09-2023

For and on behalf of the Board of Directors

of BRIHASPATHI TECHNOLOGIES PRIVATE LIMITED**RAJA SEKHAR PAPOLU**

Director

DIN : 02818872

Place: Hyderabad

Date : 02-09-2023

HYMAVATHI GADIRAJU

Director

DIN : 03298187

Place: Hyderabad

Date : 02-09-2023

BRIHASPATI TECHNOLOGIES PRIVATE LIMITED

CIN - U72300TG2007PTC052338

Statement of Profit and loss for the Year ended March 31, 2023

(All amounts in Indian Rupees in thousands, except as otherwise stated)

Particulars	Notes	March 2023	March 2022
Revenue from Operations			
Revenue from operations	15	4,18,376.97	2,77,872.57
Other income	16	201.47	593.01
Total income		4,18,578.44	2,78,465.57
Expenses			
Cost of Materials consumed		4,09,544.99	2,37,374.11
Changes in inventories of finished goods, work-in-progress	18	(1,13,335.08)	(20,086.82)
Employee benefits expense	19	38,443.89	23,017.92
Finance costs	20	19,840.74	12,819.55
Depreciation and Amortisation expense	10	2,626.84	3,444.23
Other expenses	21	23,212.65	13,062.68
Total expenses		3,80,334.02	2,69,631.67
Profit before tax		38,244.42	8,833.90
Tax expense			
Current tax		10,644.68	2,904.76
MAT Credit entitlement			
Deferred tax		(54.00)	(214.00)
Profit for the year		27,653.74	6,143.15
Earnings per equity share:			
Weighted average number of shares outstanding for the year			
Basic & Diluted earnings per share (in Rs.)		27.65	6.14

Significant accounting policies and notes to accounts

1 to 29

The accompanying notes are an integral part of the financial statements.

As per our report of even date.

For P Ramesh & Co.

Chartered accountants

Firm Registration No. 022301S

Ramesh Pedapudi

Proprietor

Membership No. : 254467

ICAI UDIN No. : 23254467BGXTBC6618

Place: Hyderabad

Date: 02-09-2023

For and on behalf of the Board of Directors

of BRIHASPATI TECHNOLOGIES PRIVATE LIMITED**RAJA SEKHAR PAPOLU**

Director

DIN : 02818872

Place: Hyderabad

Date : 02-09-2023

HYMAVATHI GADIRAJU

Director

DIN : 03298187

Place: Hyderabad

Date : 02-09-2023

BRIHASPATHI TECHNOLOGIES PRIVATE LIMITED
NOTES FORMING PART OF THE FINANCIAL STATEMENTS

I Background

BRIHASPATHI TECHNOLOGIES PRIVATE LIMITED was incorporated on 10th January, 2007 as a Private Limited company under the Companies Act, 1956. The Company is engaged in the business of carrying out trading of Security systems and other computer related activities. The company has its registered office at 5th Floor, SAHITI ARCADE, #7-1-621/259, SR NAGAR, Hyderabad Telangana 500038 India

II Basis of preparation and presentation of financial statements

(a) Basis of accounting

The financial statements of the Company have been prepared in accordance with the Generally Accepted Accounting Principles in India (Indian GAAP). The Company has prepared these financial statements to comply in all material respects with the accounting standards notified under section 133 of the Companies Act 2013, ('the Act') read together with the Companies (Accounting Standards) Amendment Rules, 2016. The financial statements have been prepared on an accrual basis and under the historical cost convention.

Accounting policies have been applied consistently in the preparation and presentation of the financial statements.

(b) Basis of presentation

The Balance Sheet and the Statement of Profit and Loss, including related notes, are prepared and presented as per the requirements of Schedule III to the Companies Act, 2013. All assets and liabilities have been classified and disclosed as current or non-current as per the Company's normal operating cycle and other criteria set out in Schedule III. Based on the nature of products and the time between the acquisition of assets for processing and their realization into cash and cash equivalents, the Company has ascertained its operating cycle as twelve months for the purpose of current - non current classification of assets and liabilities. Cash Flow Statement has been prepared and presented as per the requirements of Accounting Standard (AS) 3 "Cash Flow Statements" and as described in note 1.3.

(c) Use of estimates

The preparation and presentation of financial statements in conformity with Indian GAAP requires management to make judgements, estimates and assumptions that affect the reported amounts of assets and liabilities, the disclosure of contingent liabilities on the date of the financial statements and reported amounts of revenues and expenses during the period. Although these estimates are based on the management's best knowledge of current events and actions, uncertainty about these assumptions and estimates could result in the outcomes requiring a material adjustment to the carrying amounts of assets or liabilities in future periods. Accounting estimates could change from period to period. Any revision to accounting estimates is recognized prospectively in the current and future periods, and if material, their effects are disclosed in the financial statements. Actual results could differ from the estimates. Any difference between the actual results and estimates are recognized in the period in which the results are known/materialize.

(D) Estimation of uncertainties relating to the global health

Due to outbreak of COVID-19 globally and in India, the Company's management has made initial assessment of likely adverse impact on business and financial risks, and believes that the impact is likely to be short term in nature. The management does not see any medium to long term risks in the Company's ability to continue as a going concern and meeting its liabilities as and when they fall due.



BRIHASPATHI TECHNOLOGIES PRIVATE LIMITED
NOTES FORMING PART OF THE FINANCIAL STATEMENTS

1 Summary of Significant Accounting Policies

1.1 Cash and cash equivalents

Cash comprises cash on hand and demand deposits with banks. Cash equivalents comprises of all highly liquid investments with an original maturity of three months or less from the date of acquisition, that are readily convertible into known amounts of cash and which are subject to insignificant risk of changes in value.

1.2 Cash flow statement

Cash flow statement is prepared in accordance with AS-3 specified under the Companies Act, 2013 using the indirect method to determine cash flows from operating activities. The cash flows of the Company are segregated into operating, investing and financing activities. Cash and cash equivalents for the purpose of Cash flow statement comprise of cash on hand, demand deposit placed with banks and term deposits with banks (with an original maturity of three months or less).

1.3 Revenue recognition

Revenue is recognised to the extent that it is probable that the economic benefits will flow to the Company and the revenue can be reliably measured.

1.4 Property, Plant and equipment

Property, Plant and equipment are stated at historical cost less accumulated depreciation and impairment losses, if any. Cost comprises of purchase price net of trade discounts and rebates, non-refundable duties and taxes, any directly attributable cost of bringing the asset to its working condition for its intended use. Cost also includes borrowing cost directly attributable to acquisition / construction of a qualifying asset up to the date the asset is ready for its intended use.

Profit or loss on disposal of property, plant and equipment is recognised in the statement of profit and loss. However, if such loss is related to an increase which was previously recorded as credit to revaluation reserve and which has not been subsequently reversed or utilised, is charged directly to that amount. The amount standing in revaluation reserve following the retirement or disposal of an asset which relates to that asset (after adjustment of aforementioned loss) is transferred to general reserve.

Property, Plant and equipment retired from active use and held for disposal are stated at the lower of their net book value and net realizable value and are disclosed separately in the financial statements. Any expected loss on such fixed assets is recognised immediately in the statement of profit and loss.

Capital work in process includes cost of property, plant and equipment that are not ready for intended use.

Intangible fixed assets

Intangible assets are stated at historical cost of acquisition less accumulated amortization and accumulated impairment loss, if any. Profit or loss on disposal of intangible assets is recognised in the statement of profit and loss.

Depreciation on Property, Plant and equipment and Intangible assets

The Company has adopted the estimated useful life of the property plant and equipment as stipulated by Schedule II to the Companies Act, 2013 for the purpose of computing depreciation, on straight line method.

The estimated useful life of property, plant and equipment as stipulated by Schedule II to the Companies Act, 2013 and adopted by the management for various block of assets is as under:

Asset	Useful life (in years)*
Plant and machinery	14
Computers & Equipments	3
Leasehold improvements	Remaining lease period
Furnitures and fixtures	10

* The useful life is for the whole of the asset, except where cost of a part of the asset is significant to total cost of the asset and useful life of that part is different from the useful life of the remaining asset, useful life of that significant part ("component") is determined separately and the depreciable amount of the said component is depreciated and allocated on a systematic basis to each accounting period during the useful life of the asset.

Depreciation on assets acquired during the year is calculated on a pro-rata basis from the date of addition. Similarly, depreciation on assets sold, discarded, demolished or destroyed during the year is also calculated on a pro rata basis up to the date on which such asset has been sold, discarded, demolished or destroyed.



BRIHASPATI TECHNOLOGIES PRIVATE LIMITED
NOTES FORMING PART OF THE FINANCIAL STATEMENTS

1.5 Foreign currency transactions

Transactions in foreign currency have been translated at the Exchange rate prevailing on the date of the transaction. Realised gain/loss on settlement of such transactions are recognised in the Profit and Loss Statement. The unsettled transactions at the year end have been translated at the rate of exchange on that date and the losses/gains arising there from are recognised in the Profit and loss Statement.

1.6 Employee benefits

1.6.1 Short term employee benefits

All employee benefits payable wholly within twelve months of rendering the service are classified as short-term employee benefits and recognized in the period in which the employee renders the related service.

1.6.2 Defined contribution plans

The company has defined contribution plan for employees comprising of Provident Fund. The contributions paid/payable to this plan during the year are charged to the profit and loss statement for the year.

1.6.3 Defined Benefit plans

i) Gratuity

The Company has not accrued the liability towards the gratuity to employees, as the number of employees are less than the thresholds prescribed under the Payment of Gratuity Act, 1972 and the management if of opinion that the amount of provision for gratuity, if applicable as on 31st March 2022 is not material

ii) Leave Salary

Leave Salary is an unfunded obligation of the Company. In opinion of the management, the liability for leave salary payable to Employees as per the policy of the Company are short term in nature and therefore has been determined as gross undiscounted basis

1.7 Borrowing costs

General as well as specific borrowing costs that are directly attributable to the acquisition, construction or production of a qualifying asset are capitalised as part of the cost of that asset. A qualifying asset is an asset that necessarily takes a substantial period of time to get ready for its intended use or sale. All other borrowing costs are recognised as an expense in the period in which they are incurred.

Capitalization of borrowing costs ceases when substantially all the activities necessary to prepare the qualifying asset for its intended use or sale are complete. When the construction of a qualifying asset is completed in parts and a completed part is capable of being used while construction continues for the other parts, capitalization of borrowing costs in relation to that part ceases when substantially all the activities necessary to prepare that part for its intended use or sale are complete.

1.8 Leases

A lease that transfers substantially all the risks and rewards incident to ownership of an asset, to the lessee, are classified as finance lease. All other leases are classified as operating lease.



Where the Company is a lessee:

Lease payments under an operating lease are recognised as an expense in the statement of profit and loss on accrual basis as per the respective lease agreement with the lessor

1.9 Earnings per share

Basic earnings per share is calculated by dividing the net profit or loss for the year attributable to equity shareholders by weighted average number of equity shares outstanding during the year. Net profit or loss for the year attributable to equity shareholders is the net profit or loss for the year after deducting preference dividends and any attributable tax thereto for the year. The weighted average number of equity shares outstanding during the year and for all years presented are adjusted for events, other than the conversion of potential equity shares, that have changed the number of equity shares outstanding, without a corresponding change in resources (which include issue of bonus shares, share splits, reverse share splits and the like).

For calculating Diluted earnings per share, the net profit or loss for the year attributable to equity shareholders and weighted average number of equity shares outstanding during the year are adjusted for the effects of all dilutive potential equity shares. Potential equity shares are considered to be dilutive if their conversion to equity shares would decrease net profit per share from continuing ordinary operations. Diluted potential equity shares are adjusted for the proceeds receivable had the shares been actually issued at fair value. Diluted potential equity shares are deemed to have been converted into equity shares at the beginning of the year or, if issued later, the date of the issue of the potential equity shares.



H. Navathi



BRIHASPATHI TECHNOLOGIES PRIVATE LIMITED
NOTES FORMING PART OF THE FINANCIAL STATEMENTS

1.10 Taxes on income

Tax expenses/savings comprises current tax expenses and deferred tax expenses/savings.

(a) Current tax:

Current tax expenses are measured at the amount of income tax expected to be paid to the taxation authorities, calculated by applying the applicable tax rates on the taxable income calculated in accordance with the provisions of Indian Income-tax Act, 1961. Taxable income is calculated after taking credit for tax allowances and exemptions.

The payment of tax under section 115JB of the Indian Income-tax Act, 1961 for the year is recognised as current tax for the year. MAT Credit allowed to be carried forward to subsequent years under the provisions of Indian Income-tax Act, 1961, is recognised as an asset only when and to the extent there is a convincing evidence that the company will pay normal income tax during the specified period.

(b) Deferred tax:

Deferred tax is recognised for all the timing differences, subject to the consideration of prudence in respect of deferred tax assets. Timing differences are the differences between taxable income and accounting income for a year/period that originate in one year/period and are capable of reversal in one or more subsequent years/periods. Deferred tax is measured based on the tax laws enacted or substantively enacted at the balance sheet date.

Deferred tax asset pertaining to unabsorbed depreciation or carry forward of losses under tax laws is recognised only to the extent that there is virtual certainty supported by convincing evidence that sufficient future taxable income will be available against which such deferred tax assets can be realized. In all other cases, recognition of deferred tax assets is based on reasonable certainty instead of virtual certainty.

Deferred tax assets are reviewed as at each Balance Sheet date (including re-assessment of previously unrecognized deferred tax assets) and written down or written up to reflect the amount that is reasonably certain (or wherever applicable, virtually certain) to be realized.

1.11 Impairment of assets

At each balance sheet date it is assessed as to whether there is any indication that an asset may be impaired. If any such indication exists, the recoverable amount of the asset/cash generating unit is estimated. A cash generating unit is the smallest identifiable group of assets that generates cash inflows from continuing use that are largely independent of the cash inflows from other assets or groups of assets. Assets whose carrying value exceeds the recoverable amount are written down to recoverable amount. That reduction is impairment loss. An impairment loss is recognised as an expense in the statement of profit and loss immediately, unless the asset is carried at revalued amount, in which case any impairment loss of a revalued asset is treated as a revaluation decrease and accounted for in the manner noted in Note 1.5.

1.12 Provisions and Contingent Liabilities

A provision is recognised when there is a present obligation as a result of a past event, it is probable that an outflow of resources embodying economic benefits will be required to settle the obligation, and a reliable estimate can be made of the amount of the obligation. The amount recognised as a provision represents the best estimate of the expenditure required to settle the present obligation at the balance sheet date. These are reviewed at each balance sheet date and adjusted to reflect the current best estimate. The amount of a provision is not discounted to its present value.

A contingent liability is disclosed when there is a possible obligation that arises from past events and the existence of which will be confirmed only by the occurrence or non-occurrence of one or more uncertain future events not wholly within the control of the enterprise. A contingent liability is also disclosed when there is a present obligation that arises from past events where it is not probable that an outflow of resources embodying economic benefits will be required to settle the obligation; or a reliable estimate of the amount of the obligation cannot be made. A contingent asset is neither recognised nor disclosed in the financial statements.



(All amounts in Indian Rupees in thousands, except as otherwise stated)

2.Share capital

Particulars	March 2023	March 2022
Authorized Share capital		
20,00,000 Equity Shares of par value of Rs.10/- each		
(During the previous year - 10,00,000 Equity Shares of par value of Rs. 10/- each)	20,000.00	10,000.00
	20,000.00	10,000.00
Issued, Subscribed and fully paid up shares		
10,00,000 Equity Shares of par value of Rs.10/- each	10,000.00	10,000.00
Total Issued, Subscribed and fully paid-up Share Capital	10,000.00	10,000.00

2.1 Reconciliation of number of shares outstanding and amount at the beginning and at the end of the year

Particulars	March 2023	March 2022
	Numbers	Numbers
Number of shares at the beginning of the year	10,00,000	5,00,000
Add: Shares issued during the year	-	5,00,000
Less: Shares bought back during the year	-	-
Number of shares at the end of the year	10,00,000	10,00,000

2.2 Details of shareholders holding more than 5% equity shares in the Company

Particulars	March 2023		March 2022	
	Numbers	% of Holding	Numbers	% of Holding
	-	-	-	-

2.3 Shares held by holding/ultimate holding Company and/or their Subsidiaries/Associates:

Particulars	March 2023		March 2022	
	Numbers	% of Holding	Numbers	% of Holding
	-	-	-	-

2.4 Details of Shares held by promoters in the company:

Disclosure of shareholding of promoters as at March 31, 2023 is as follows:

Particulars	March 2023		March 2022	
	Numbers	% of Holding	Numbers	% of Holding
P Raja Sekhar	3,00,000	30.00%	3,00,000	30.00%
Hymavathi	6,00,000	60.00%	6,00,000	60.00%
Chiranjeevi	1,00,000	10.00%	1,00,000	10.00%
	10,00,000	100%	10,00,000	100%



2.5 Rights, preferences and restrictions attached to equity shares

Equity shares having a par value of Rs 10/-

- As to dividend

The Company has only one class of equity shares. The shareholders are entitled to receive dividend in proportion to amount of paid-up share capital held by them. The dividend proposed by the Board of Directors is subject to an approval of the shareholders in the ensuing Annual General Meeting, except in case of an interim dividend.

- As to voting

Each shareholder is entitled to vote in proportion to his share of paid up equity share capital of the Company, except in case of voting by show of hands where each shareholder present in person shall have one vote only. Voting rights cannot be exercised in respect of shares on which any call or other sums presently payable have not been paid.

- As to repayment of capital

assets of the Company after distribution of all preferential amounts. The distribution will be in proportion to paid up capital.

2.6 There are no shares reserved for issue under options or contracts or commitments for the sale of shares / disinvestment as at 31 March 2023

2.7 Other Notes on Share Capital

- a) There are no unpaid calls, forfeited shares.
- b) There are no shares reserved for issue under options and contracts/ commitments for the sale of shares/disinvestment.
- c) The Company has not issued any securities convertible into equity/preference shares.
- d) Each holder of equity shares is entitled to one vote per share and there are no preferences or restrictions attaching to the shares mentioned above.
- e) In the event of liquidation of the Company, the members will be entitled to receive the whole or any part of the assets of the Company after payment of all liabilities. The distribution will be in proportion to the number of equity shares held by the shareholders.



BRIHASPATI TECHNOLOGIES PRIVATE LIMITED

CIN - U72300TG2007PTC052338

Notes to financial statements*(All amounts in Indian Rupees in thousands, except as otherwise stated)***3.1. Reserves & Surplus**

Particulars	As on March 2023	As on March 2022
Profit and Loss		
Balance at the beginning of the year	21,351.62	15,496.94
Add: Profit/(loss) for the year	27,653.74	6,143.15
Balance at the end of the year	49,005.36	21,640.08

3.2. The company has not declared or paid any dividend during the year. Hence provisions of section 123 of the Companies Act, 2013 is not applicable.

4. Long term Provisions

Particulars	As on March 2023	As on March 2022
Provision for Gratuity	-	-
Total	-	-

5. Borrowings

Particulars	As on March 2023	As on March 2022
Secured		
Bank OD	1,30,400.72	66,760.06
Scross Loan	134.26	348.54
Fullerton Loan - 1.25 Cr	12,224.32	12,615.08
HDFC Loan 80L	8,000.00	13,472.29
HDFC-WCDL loan	3,570.14	-
HDFC- Bolero Loan	582.19	770.50
HDFC- GECL Loan	11.01	-
Innova Car Loan	-	283.02
NSIC	36,073.42	24,316.49
Ugro Loan	18,235.96	19,421.08
Unsecured, considered good;		
Aditya Birla Finance Ltd	3,425.97	-
Ashv Finance Limited	780.27	1,442.63
Axis Bank Loan	123.06	1,442.63
Axis Finance Limited	3,806.23	-
Kotak Mahindra Bank	2,787.07	-
Mahindra and Mahindra Financial Ltd	1,475.22	-
Unity Small Finance	4,894.24	-
Fedbank Financial Service	2,951.23	1,771.63
Fullerton India Credit Company Ltd	4,864.22	2,996.25
Growth Source Financial Technology	147.56	1,757.06
HDB Emi	68.77	-
Magma Fincorp Ltd	861.78	1,515.28
Neo Grow Loan	4,981.96	-
Magma Fincorp Ltd New	1,877.79	-
Poonawala Finance Private Limited	173.44	340.14
Protium Finance Growth	3,456.64	-
RBL Bank EMI	-	1,367.25
SERAWIN BIOLOGICALS	5,749.30	3,177.89
SCB Loan	3,068.39	2,860.83



Narasimulu	-	2,000.00
Loans From Friends and Family	17,587.26	-
Loan From Directors	60,604.65	24,205.82
Rajeskhar Papolu	23.06	-
UTHISHTAA SOLUTIONS PRIVATE LIMITED	29,584.95	-
Total	3,62,525	1,82,864

6. Short Term Borrowings

Particulars	As on March 2023	As on March 2022
Unsecured Loans		
From Related Parties	-	-
From Banks	-	-
Total	-	-

7. Trade Payables

Particulars	As on March 2023	As on March 2022
Trade Payables		
(i) total outstanding dues of micro enterprises and small enterprises	1,28,671.52	52,897.13
(ii) total outstanding dues of creditors other than micro enterprises and small enterprises	-	-
Total	1,28,671.52	52,897.13



BRIHASPATI TECHNOLOGIES PRIVATE LIMITED**CIN - U72300TG2007PTC052338****Notes to financial statements***(All amounts in Indian Rupees in thousands, except as otherwise stated)***8. Other current liabilities**

Particulars	As on March 2023	As on March 2022
Unsecured, considered good;		
AARVEE ASSOCIATES ARCHITECTS ENGINEERS & CONSULTANTS Pvt Ltd Advance	2,02,547	1,70,864
ANDHRA PRAGATHI GRAMEENA BANK ADVANCE	8,19,191	3,52,035
Centre for Cellular & Molecular Biology (CCMB) ADVA	10,75,472	-
Credit Card	18,10,704	-
Exadata consulting private limited advance	1,55,788	1,55,788
Ganesh Advance	-	3,00,000
General electricals and refrigerations advance	-	3,03,226
GK APRL Ventures Advance	88,710	2,10,000
G K Builders Advance	5,00,000	5,00,000
Hdfc Bank Ltd	19,961	-
Koushik Group Advance	1,00,000	1,00,000
NFDB AAHL Project - Advance	10,81,142	10,81,142
Nattwest Consultants Advance	20,00,000	-
Sevabharat Advance	82,801	57,961
SPAR PHARMA LLP Advance	54,244	-
Sri Sahithya Educational Society Advance	-	99,710
Stanpumps Engineering Industries Advance	5,19,593	5,19,593
Vizag texpro private limited advance	-	8,200
Other Advances received	-	1,40,12,262
Advance from the customers	36,12,379	14,085
Scross Loan Emi Payable	19,767	19,767
S2 ENGINEERING INDUSTRY PRIVATE LIMITED ADVANCE	4,10,899	-
SRI SUDHA EDUCATIONAL SOCIETY ADVANCE	5,18,250	-
SRI VENKATESHWARA CO OP HOUSE BUILDING SOCIETY ADVA	9,70,808	-
WEAVERS SERVICE CENTRE HYDERABAD ADVANCE	5,94,000	-
GST Payable	-	57,57,665
Total	1,46,36,255	2,36,62,298

[Signature]

[Circular Stamp: Brihaspathi Technologies Pvt. Ltd. Hyderabad]

[Handwritten: Hymanwathi]



9. Short Term Provisions

Particulars	As on March 2023	As on March 2022
Audit Fee Payable	3,88,750	3,88,750
Electricity Charges Payable	-	60,147
Rent Payable	88,100	92,533
PF Payable	56,683	48,121
Provision for Income Tax	1,29,32,249	34,86,449
Salaries & Labour charges Payable	18,14,025	12,78,648
Telephone Charges Payable	-	30,053
TDS Payable	2,57,154	-
Remuneration Payable	5,51,310	-
Total	1,60,88,271	53,84,700

11. Other Non Current assets

Particulars	As on March 2023	As on March 2022
Security Deposits	-	-
Branches/Divisions	-	-
Total	-	-

12. Trade receivables (Unsecured, considered good unless stated otherwise)

Particulars	As on March 2023	As on March 2022
Outstanding for a period exceeding six months		
Others	19,49,10,119	9,79,61,557
Total	19,49,10,119	9,79,61,557

R2

Hyderabad

Hyderabad

Hyderabad




CIN - U72300TG2007PTC052338

NOTE - 10(A) - Property, Plant & Equipment - TANGIBLE ASSETS

(All amounts in Indian Rupees in thousands, except as otherwise stated)

Description	GROSS BLOCK			ACCUMULATED DEPRECIATION				NET BLOCK		
	As at 01.04.2022	Additions	Deductions	As at 31.03.2023	Up to 31.03.2022	Charge for the year	Disposal / Withdrawn	Up to 31.03.2023	As at 31.03.2023	
									Rs.	Rs.
Computers	4,208.11 (4,054.74)	15.50 (153.36)	-	4,223.61 (4,208.11)	3,524.44 (3,081.84)	620.67 (442.60)	-	4,145.11 (3,524.44)	Rs.	Rs.
Furniture & Fixtures	6,099.71 (6,099.71)	1,940.24	-	8,039.95 (6,099.71)	4,464.03 (2,881.66)	662.06 (1,582.37)	-	5,126.10 (4,464.03)	2,913.86 (1,635.68)	1,635.68 (3,218.05)
Lab Equipments	5,074.19 (5,074.19)	-	-	5,074.19 (5,074.19)	3,154.32 (2,646.90)	507.42 (507.42)	-	3,661.74 (3,154.32)	1,412.45 (1,919.87)	1,919.87 (2,427.29)
Land & Buildings	35,620.67 (15,645.85)	14,886.56 (19,974.82)	-	50,507.23 (35,620.67)	2,018.30 (1,757.54)	260.76 (260.76)	-	2,279.06 (2,018.30)	48,228.17 (33,602.37)	33,602.37 (13,888.31)
Mortor Vehicles	6,780.14 (6,098.49)	-	-	6,780.14 (6,780.14)	4,873.88 (4,310.35)	497.29 (563.53)	-	5,371.17 (4,873.88)	1,408.97 (1,906.25)	1,906.25 (1,788.14)
Office Equipments	571.38 (571.38)	-	-	571.38 (571.38)	467.86 (380.32)	78.64 (87.55)	-	546.50 (467.86)	24.88 (103.52)	103.52 (191.06)
Current Year	58,354.20 (37,544.37)	16,842.30 (20,809.83)	-	75,196.49 (58,354.20)	18,502.83 (15,058.60)	2,626.84 (3,444.23)	-	21,129.68 (18,502.83)	54,066.82 (39,851.36)	39,851.36 (22,485.76)
Previous Year			-				-			



BRIHASPATHI TECHNOLOGIES PRIVATE LIMITED

CIN - U72300TG2007PTC052338

Notes to financial statements*(All amounts in Indian Rupees in thousands, except as otherwise stated)***13. Cash and cash equivalents**

Particulars	As on March 2023	As on March 2022
Balance with banks:		
-in Current Accounts		
BOB	-4,87,000	-
HDFC Bank	2,06,60,352	8,29,067
ICICI Bank	23,87,905	1
BT Foundation	1,00,000	-
TELANGANA STATE COOPERATIVE APEX BANK	-2,50,000	-
Cash on hand	26,248	11,239
Total	2,24,37,505	8,40,306

14. Loans & Advances

Particulars	As on March 2023	As on March 2022
Unsecured, considered good;		
Avanthi Power Advance	1,03,250	
Contera Engineering Advance	14,34,056	
Engineers point Advance	4,67,346	
Hogar Controls India Pvt Ltd Advance	8,469	55,678
Smart Stream Technologies Advance	-	37,54,632
Imsong Business and marketing pvt ltd	-	1,18,47,352
JOB REQUIREMENT 24X7 SERVICES ADVANCE	20,02,860	20,02,860
Advances to related parties	-	22,26,095
Advance for Kurnool New Office Rent	15,000	-
Advance for Vijayawada Godown Rent	25,000	-
FD for BG(Retail BG 100% FD)	7,53,534	-
Imsong Business and Marketing Pvt Ltd Advance	1,18,47,349	-
Other Loans & Advances	82,11,768	35,66,602
Total	2,48,68,631	2,34,53,218

14. Other Current Assets

Particulars	As on March 2023	As on March 2022
Rent Deposit	4,03,500	4,03,500
Tender Deposit	1,11,44,969	-
BG Deposit	78,94,114	78,94,114
TDS Receivable	56,74,499	41,40,417
TCS Receivable	50,345	24,355
Input tax credit	52,56,802	-
TDS Deposited - Unutilised	-	3,41,929
GST TDS Receivable	15,62,803	15,62,803
Advances to Vendors	1,92,70,642	
Total	5,12,57,674	1,43,67,117



BRIHASPATHI TECHNOLOGIES PRIVATE LIMITED**CIN - U72300TG2007PTC052338****Notes to financial statements***(All amounts in Indian Rupees in thousands, except as otherwise stated)***15. Revenue from operations**

Particulars	March 2023	March 2022
Revenue from operations	41,83,76,974	27,78,72,566
	-	-
	-	-
Total	41,83,76,974	27,78,72,566

16. Other Income


Particulars	March 2023	March 2022
Other income		
Interest Income	2,01,470	5,25,251
	-	67,756
Total	2,01,470	5,93,007

17. Cost of materials consumed

Opening inventory		
Add: Purchases	40,95,44,987	23,73,74,115
	40,95,44,987	23,73,74,115
Closing inventory		
Cost of raw material and components consumed	40,95,44,987	23,73,74,115
	40,95,44,987	23,73,74,115
Changes in inventories of finished goods and work-in-progress		
Inventories at the end of the year		
Finished goods	23,18,67,906	11,85,32,824
Inventories at the beginning of the year	11,85,32,824	9,84,46,000
(Increase)/Decrease in inventories	(11,33,35,082)	(2,00,86,824)

18. Operating Expenses

Particulars	March 2023	March 2022
Other Operating Expenses	-	13,79,817
Total	-	13,79,817



BRIHASPATHI TECHNOLOGIES PRIVATE LIMITED**CIN - U72300TG2007PTC052338****Notes to financial statements***(All amounts in Indian Rupees in thousands, except as otherwise stated)***19. Employee benefit expenses**

Particulars	March 2023	March 2022
Salaries and wages	3,02,90,975	1,81,95,538
Director's remuneration	63,38,020	34,00,000
Staff welfare expenses	3,26,044	2,38,314
Day Allowance	-	-
Labour Charges	2,44,268	2,58,042
EPF Contribution	10,80,792	6,85,360
ESIC Contribution	1,63,787	2,40,662
Incentives	-	-
Total	3,84,43,886	2,30,17,916

20. Finance costs

Particulars	March 2023	March 2022
Interest expense		
- Bank borrowings	1,98,40,741	1,28,19,555
- To vendors	-	-
Net loss (gain) on foreign currency translation		
Total	1,98,40,741	1,28,19,555



BRIHASPATI TECHNOLOGIES PRIVATE LIMITED**CIN - U72300TG2007PTC052338****Notes to financial statements***(All amounts in Indian Rupees in thousands, except as otherwise stated)***21. Other expenses**

Particulars	March 2023	March 2022
APMSIDC Expenses	26,60,867	-
BSF Expenses	1,74,000	-
MLC ELECTION FOR AP	3,38,023	-
Hire Charges	14,200	-
Imprest Expenses	3,39,138	-
Professional Charges	2,39,710	4,18,040
Rent	12,10,895	11,65,165
Telephone, Internet Charges	3,59,275	12,00,043
Acommodation Charges	-	49,797
Advertisement Charges	6,50,977	8,93,764
Audit Fees	1,50,000	1,50,000
Bank Charges	49,764	9,37,048
Commission Expenses	9,91,889	10,95,450
Courier Charges	5,62,817	8,50,177
Domain Registration Charges	17,994	26,493
Power & Fuel	2,91,979	6,12,830
General Expenses	4,75,697	1,53,534
Insurance	1,39,375	1,00,783
Installation Expenses	9,78,173	7,63,741
Meeting & Training Expense	-	34,300
NSIC Expenses	4,01,200	2,49,640
Other Expenses	3,48,699	1,69,247
Printing & Stationary	-	18,905
Processing Fees	16,22,027	-
Loan Renewal Charges	-	4,54,690
Rates and taxes	75,21,008	8,56,227
Registration Fees	26,000	-
Server Maintenance	-	1,38,143
Service Expenses	-	1,62,642
Deliver Charges	7,000	-
Repairs and Maintenance - General	9,32,706	8,87,123
Repairs & Maintenance - Vehicles	84,182	80,110
Tender Expenses	4,86,388	1,35,521
Transport Charges	11,51,919	9,74,587
Travelling Charges	9,86,749	4,84,681
Total	2,32,12,651	1,30,62,680

21 Auditors' remuneration as follows :

	For the year ended 31 March 2023	For the year ended 31 March 2022
Statutory audit	1,00,000	1,00,000
Taxation Services	50,000	50,000
Total	1,50,000	1,50,000



BRIHASPATHI TECHNOLOGIES PRIVATE LIMITED**CIN - U72300TG2007PTC052338****Notes to financial statements**

22	Earnings per share (EPS)	As at	As at
		March 31, 2023	March 31, 2022
	Profit / (loss) for the year (in Rs.)	2,76,53,744	61,43,146
	Weighted average number of equity shares	10,00,000	10,00,000
	Par value per share	10	10
	Earnings/ (loss) per share	27.65	6.14

23 Contingent liabilities and commitments (to the extent not provided for)**(a) Contingent liabilities****a) Claims against the company not acknowledged as debts:****(b) Commitments**

Estimated amount of contracts

24 Related party transactions**(a) Key Management Personnel**

- 1 P Raja Sekhar, Director
- 2 Hymavathi, Director
- 3 Madhu Kuppani, Director
- 4 Akhila Koride, Director

(b) Entity in which Common Director relationship available from the directors given in (a)

- 1 BRIHASPATHI ENTERTAINMENTS PRIVATE LIMITED
- 2 BRIHASPATHI FOUNDATION
- 3 CREDEX FINSOL PRIVATE LIMITED
- 4 CREDEX FINSERV PRIVATE LIMITED

(c) Holding Company**(c) Nature and amount of related party transactions**

Nature of transaction	Nature of Transaction	For the year ended 31 March 2023 (in Rupees)	For the year ended 31 March 2022 (in Rupees)
Related Parties			
P Raja Sekhar, Director	Remuneration	32,00,000	
	Unsecured Loan Taken	91,36,922	
	Unsecured Loan Repaid	1,40,92,791	
Hymavathi, Director	Remuneration	32,00,000	7,00,000
	Unsecured Loan Taken	67,57,788	1,11,00,827
	Unsecured Loan Repaid	1,60,35,288	2,78,19,787
		-	0

Balances as on 31st March		For the year ended 31 March 2023 (in Rupees)	For the year ended 31 March 2022 (in Rupees)
Related Parties			
P Raja Sekhar, Director	Unsecured Loan taken	4,77,51,619	79,10,397
Hymavathi, Director	Unsecured Loan taken	1,03,19,531	-



BRIHASPATHI TECHNOLOGIES PRIVATE LIMITED

CIN - U72300TG2007PTC052338

Notes to financial statements

- 26 In the opinion of the Board of Directors, the current assets, loans and advances and current liabilities have a value not less than the value stated in the accounts, if realized / paid in the ordinary course of business.
- 27 Trade Receivables, Trade Payables, Loans and advances are subject to confirmations and reconciliations, if any.
- 28 Previous figures have been regrouped /reclassified/restated whether necessary in order to conform the current year presentation.
- 29(a) The Company does not have any transactions and balances with companies struck off under section 248 of the Companies Act, 2013 or section 560 of Companies Act, 1956.
- To the best of the knowledge and belief of the management , no funds have been advanced or loaned or invested (either from borrowed funds or share premium or any other sources or kind of funds) by the Company to any other person or entity, including foreign entities ("Intermediaries") with the understanding, whether recorded in writing or otherwise, that the Intermediary shall directly or indirectly lend or invest in other persons or entities identified in any manner whatsoever by or on behalf of the company ("Ultimate Beneficiaries") or provide any guarantee, security or the like on behalf of the ultimate beneficiaries.
- 29(b)
- To the best of its knowledge and belief of the management, no funds have been received by the Company from any person or entity, including foreign entity ("Funding Parties"), with the understanding, whether recorded in writing or otherwise, that the Company shall directly or indirectly, lender invest in other persons or entities identified in any manner whatsoever by or on behalf of the Funding Party ("Ultimate Beneficiaries") or provide any guarantee, security or the like on behalf of the Ultimate Beneficiaries.
- 29(c)
- 29(d) There are no transactions that are not recorded in the books of account that have been surrendered or disclosed as income during the year in the tax assessments under the Income Tax Act, 1961
- 29(e) The company has not traded or invested in any crypto or virtual currency during the financial year.

As per our report of even date

For P Ramesh & Co.

Chartered accountants

Firm Registration No. 022301S

For and on behalf of the board of directors of

BRIHASPATHI TECHNOLOGIES PRIVATE LIMITED



RAJA SEKHAR PAPOLU

Director

DIN : 02818872

Place: Hyderabad

Date : 02-09-2023



HYMAVATHI GADIRAJU

Director

DIN : 03298187

Place: Hyderabad

Date : 02-09-2023



Ramesh Reddy

Proprietor

Membership No. : 254467

ICAI UDIN No. : 23254467BGXTBC6618

Place: Hyderabad

Date: 02-09-2023